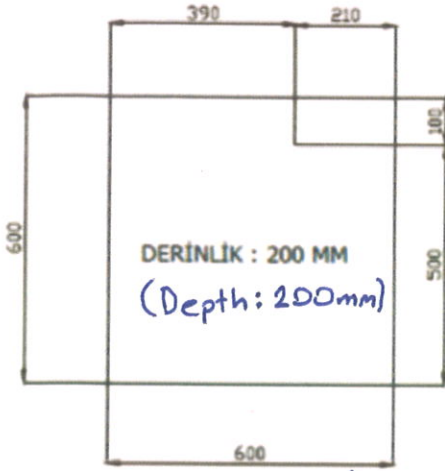
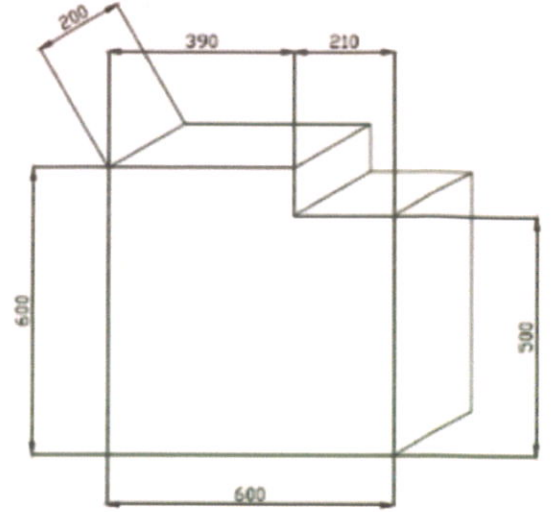


REFRAKTER TUĞLA ŞEKİLLERİ EK-1

Refractory Brick Shapes Annex-1



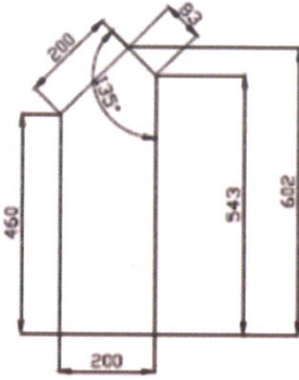
(Front View)
ÖNDEN GÖRÜNÜŞ



(Isometric View)
İZOMETRİK GÖRÜNÜŞ

ALIN DUVARI ŞEKİL-1

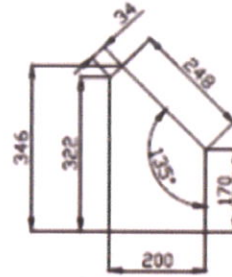
(Flank Wall)
Figure-1



DERİNLİK : 350 MM (Depth: 350mm)

TANK BÖLGESİ ŞEKİL-4

(Tank Area)
Figure-4



DERİNLİK : 350 MM (Depth: 350mm)

TANK BÖLGESİ ŞEKİL-5

(Tank Area)
Figure-5